



OVER 42 YEARS OF PUBLIC SERVICE TO THE BRANDON AREA
BRANDON, FLORIDA, USA

VOL XLVI, NUMBER 5

May 2019

In This Issue:

- Welcome to New Members, p. 1*
- Amateur Operator of the Month, p. 1*
- Breakfast at Steak and Shake, p. 3*
- Field Day, p. 3*
- ARES News, p. 4*
- Equipment Catalogs, p. 5*
- Summary of Local Nets, p. 6*
- RT Systems, p. 7*
- More Podcasts, p. 7*
- Morse Code Resources p. 8*
- Calendar and Hamfests, p.10*
- Last Page, p. 11*

Society Officers:

- President: Scott Irwin*
- Vice President: Ron Perrett*
- Treasurer: Jim Moorehead*
- Secretary: Jeff Dick*
- Repeater Trustee: Tony Stone*



brandonhamradio.org



<http://fb.me/brandonhamradio>



[http://www.twitter.com/
brandonhamradio](http://www.twitter.com/brandonhamradio)

We Welcome Our New Members!

This month, the Brandon Amateur Radio Society welcomes Sam Cantrell KM4EVR (no photo available). Sam passed the General exam last month at the BARS Exam Session on April 6th. Sam is already checking in to the nets! Welcome Sam! Your New Membership Certificate and Welcome Letter will be available to you at our next meeting on May 16th.

For all our new members, we want you to know that BARS members pride themselves in helping new members get into the technology and enjoy the hobby of Amateur Radio. If you have questions or need help with anything, please do not hesitate to let us know. Please contact our President, Scott Irwin W8UFO at: scott.irwin@w8ufo.net.

Amateur Radio Operator of the Month: Kelly Anderson KE4GS



This month we highlight Kelly Anderson, who joined BARS in September of 2019. He has been involved with amateur radio for over 50 years.

Kelly was born in Camp White Oregon and grew up in Rochester, Minnesota. He served in the Air Force for 26 years, working in the field of Communication Electronics and Computer Systems. He retired at the rank of Colonel in 1992. Being in the military, he has lived in Minnesota, Mississippi, Alaska, Colorado, Florida, Kansas, California, Nebraska, and Guam. His two favorite places are Key West and Anchorage.

Continued on page 2

Amateur Operator of the Month Kelly Anderson - *Continued:*

He tells a story about how he met his wife: "I was asked to chaperone a group of youngsters for a ski club (free transportation, free lift ticket) going to Trollhaugen, a small resort in Wisconsin. I was introduced to this amazing young lady who obviously was dazzled by the bright sunlight reflecting off the snow and the cold air, because she took a liking to me. I think she was most impressed when I passed her on the slopes going backward. Yeah, I really did that." Kelly and his wife Natalie have two children and three grandchildren. When asked to tell about an accomplishment for which he is especially proud, he answered: "I have been married for 52 years to the same person and don't have to hide the kitchen knives."

Kelly has earned a BA in Business Administration, as well as a Master's and a Doctorate in Education. He has taught Technical Project Management, Statistics, and Quantitative Analysis at the undergraduate and graduate levels at several universities.

A man of many talents, Kelly plays the guitar and the Celtic harp. He enjoys woodworking and has built his own harp. He is a former Flight Instructor, and he enjoys travelling in his travel trailer. He is involved in the Saint Petersburg Astronomy Club and enjoys astrophotography. To the right is a photo he took of the Andromeda Galaxy.



Kelly tells a story as to how he became interested in Amateur Radio: "In 1967 I had just reported to my first duty assignment after an extensive Air Force technical school. My sponsor (who was helping me to find my way around Maxwell AFB and getting settled into my new job) was a ham (K4ENE), something I had heard of but had never seen. His shack was wall-to-wall Heathkit. After watching him operate for the first time I was hooked. I quickly learned Morse Code to 5 WPM and became a Novice (WN4ODG). Three months later I travelled to the Alabama FCC Field Office in Mobile, and somehow passed the 13WPM code test. I breezed through the General and Advance written tests and I became WB4ODG. When I moved to Colorado I became WB0DQC, then WD5CCN when I returned to Mississippi. Finally, after moving permanently to Florida I became KE4GS. This is my 51st year of hamming."

His HF rig is an Icom IC-718 with a Signalink USB sound card. He also has an MFJ Versa Tuner connected to a Full Wave Long Wire and a Hy-Gain base-loaded vertical. What with the sunspot cycle being what it's been he says he has been mostly active recently with FT-8 on all HF bands (45 countries, 50 states, somewhere around 1,000 contacts). He also participates in BARS nets as often as possible, using a TYT TH-7200 in the shack and a Yaesu FT-1800 in the car for VHF, and a Yaesu 690 R-II for 6 meters. His 6-meter antenna is a dipole up about 15 feet, and a VHF/UHF dual-band J-Pole bolted to the Lanai screen room.

About BARS, Kelly says: "I've immensely enjoyed being a member of this fine club. I've made good friends in a very short time, enjoyed the fellowship, and learned from the impressive technical skills of the members. I keep asking myself what took me so long to get involved with this wonderful group."

His future plans include: travelling out West this summer (he won't be in town for Field Day!) Rats!), learning more about astronomy and science in general, improving his astrophotography skills, and becoming active in ARES / RACES. In addition, he plans to catch some fish, try for his second hole-in-one, and keep making beautiful furniture.

In addition to all of the above, Kelly indicates he would be willing to mentor operators who desire to learn Morse Code. If you are interested in this, please let him know.

**Thank you Kelly for your support of BARS
and for your dedication to promoting Amateur Radio!**

Saturday Morning Mentoring Breakfast at Steak 'n Shake



We've been seeing between 10 and 17 people participate in this weekly breakfast. It's a great time for fellowship and conversation. Many times you will see a BARS Mentor programming or testing a radio or two. **It's a great opportunity for new and seasoned amateur operators alike to get help with various technical issues.** Our usual servers, Maria and Bobby, take good care of us! Steak 'n Shake is located at 10131 Bloomingdale Avenue in Riverview. The restaurant sits directly in front of Home Depot on the south side of Bloomingdale just East of Duncan Road and West of US 301. The breakfast starts at 8 am, but many members start gathering for coffee around 7:30 am.

Come join us! Bring a friend or two!

Field Day 2019

This year, the Brandon Amateur Radio Society will join over 30,000 HAMs across the country to participate in the National ARRL sponsored Field Day on Saturday, June 22nd and Sunday, June 23rd. We will set up on early Saturday morning. Contacts begin on Saturday at 1 pm local time and we will run for 24 hours until 1 pm on Sunday. We are planning to operate Phone, CW, and Digital stations this year, along with the GOTA (Get On The Air) station managed by Rod Clark. We will operate from Davis Park located at 612 North Parsons Avenue in Brandon, just north of Brandon Blvd. The event includes a luncheon on Saturday. For more information, the website is: www.arrl.org/field-day. We need volunteers to go to the park early on Saturday morning to reserve pavilion spaces, to help with the luncheon, and to help set up and take down the four operating stations. If you can help with the above activities, please contact Bill Johnson WJ4G at moo.bill@verizon.net. In addition, Field Day is considered as Amateur Radio's "Open House to the Public." If you are willing to help with media and press releases, please contact Scott Irwin W8UFO at scott.irwin@w8ufo.net. As in past years, this promises to be a very enjoyable event! Bring a friend. Unlicensed individuals can operate as third party on the GOTA Station.



ARES RACES News

Hillsborough ARES RACES sponsors a **weekly UHF Net** on the W4BCI repeater (444.225 (+) PL 146.2) every Thursday Night at 7:30 pm. All amateur operators are welcome to check in to this net. **If you would like to become a Net Control Operator for this net, please contact Dana Perrin at danaperrin@aol.com.**



On May 18 and June 1st: Hillsborough ARES RACES will again offer the **Technician and General Radio Licensing Classes** at the PSOC. This will be the last class which will use the current General Manual. The General class question pool changes in July.

On May 21st and June 18th (the third Tuesday of each month), we host a monthly ARES Simplex Net at 7 pm on 146.490 MHz, no PL tone needed. The purpose of this net is to allow operators to practice relay techniques and to test their equipment should repeaters go down during a critical event. All amateur operators are welcome to check in.

There will be a **full activation and functional EOC Drill on May 30th.** More details to come.

For an **updated chart of training requirements** for each membership level, see:

<https://hillsboroughares.org/training/>

The **Training Classes** below are available in Region 4. You can register on SERT TRAC for these classes.

On June 19th (Wednesday) - June 21st (Friday) : G-300 - Intermediate Incident Command System for Expanding Incidents will be offered at the Pasco County EOC.

<https://trac.floridadisaster.org/TRAC/EventDetailPublic.aspx?ID=3667&mode=ModeEdit&LookupName=eventsearchpublic>

On November 12 (Tuesday) and November 13 (Wednesday): G-400 - Advanced Incident Command System, Command and General Staff will be offered at the Tampa PSOC.

<https://trac.floridadisaster.org/TRAC/EventDetailPublic.aspx?ID=4016&mode=ModeEdit&LookupName=eventsearchpublic>

As a reminder, you need IS-100, IS-200, IS-700 & IS-800 completed with the most recent versions and certificates uploaded to SERT Trac in order to apply to take the above classes. See 4/13 "FEMA courses and SERT TRAC" email for directions to sign up and supervisor information if needed.

If you are **interested in joining Hillsborough ARES RACES**, or if you are already a member, it's important to know that **you must register on two different websites to be included in all communications:**



<https://members.hillsboroughares.org/>

and

aresdb.com

The main website for **information about Hillsborough ARES RACES** is:

<https://hillsboroughares.org>

Setting Up Your Radio Shack

Everyone it seems eventually graduates from their first hand held radio to something a little more elaborate. To the new and not-so-new HAM, it often seems a daunting task to take that next step. We all have been in the situation where we needed something, a part, a widget, etc. and we didn't know where to get it. To help with this, in this issue, we will highlight a few of the larger and more popular HAM radio equipment suppliers.

Ham Radio Outlet: Besides having an extensive equipment web site, www.hamradio.com, this company just came out with their new black and white paper catalog for Summer 2019. You can request a catalog from: Mark Holmes | KJ4VO, Manager atlanta@hamradio.com



DX Engineering: In addition to a user friendly web site, dxengineering.com, this company also has an extensive full color catalog of available equipment. You can order a free catalog directly from their web site. Scroll down to the very bottom of the dxengineering.com web site and click on "Free Catalog." A very unique aspect of this catalog is the listings for "Getting Started Mobile Radio Packages" and "Getting Started HF Radio Packages."



www.DXEngineering.com • 1-800-777-0703



Gigaparts: Another company with a very user friendly website: gigaparts.com. They do not have a paper catalog.



Universal Radio: A favorite source of many HAMS, this website, universal-radio.com, is unique in that they produce videos on many of the radios they sell. These videos are very well done as they highlight the important aspects of the particular radio involved. They also have detailed product specifications regarding the radios and accessories for each radio. And they have a used equipment section as well. You can even view product specs and videos for radios that have been recently discontinued. A great resource to get information:

<https://www.universal-radio.com/>

MFJ Enterprises: An interesting supplier as most, if not all of this company's products are manufactured and serviced by MFJ. Their website is relatively user friendly. Sometimes it's easy to find the specific MFJ product of interest via Google search for the item (to get the MFJ catalog number). Then the catalog number can be put into the MFJ Search bar to obtain the MFJ information page for that particular item. Most products have downloadable brochures, user guides, and electronics diagrams. Be sure to check availability of items by phone before ordering. A paper catalog can be ordered from the website:

<http://www.mfjenterprises.com/>



Summary of Local Nets

Our area has the benefit of having numerous nets each week. The nets have a wide variety of interests: National Traffic System, ARES/RACES, CERT, SKYWARN, Clubs, etc. A partial listing is given below: If you know of another net not listed, please send the net info to Dana Perrin. Thanks!



Mondays: ARES Info net at 7:30 on NI4CE UHF Repeater
BARS 2 meter net at 8 pm on K4TN VHF Repeater
Eagle Net at 8:30 pm on NI4CE UHF Repeater

Tuesdays: BARS 6 meter net at 7 pm, 50.200 MHz USB
Sun City Center ARC Net 7:30 pm KE4ZIP VHF Repeater
BARS 10 meter net at 8 pm, 28.365 MHz USB
TARC Net at 8 pm on N4TP VHF Repeater
Eagle Net at 8:30 on NI4CE UHF Repeater
SKYWARN Net at 9 pm on NI4CE UHF Repeater

Third Tuesday of the Month: ARES Simplex Net at 7 pm on 146.490 MHz, no PL tone

Wednesdays: Kings Point CERT Net at 7:30 pm on W4KPR VHF Repeater
GT-CERT net at 8 pm on N4TP VHF Repeater
Eagle Net at 8:30 pm on NI4CE UHF Repeater

Thursdays: Hillsborough ARES RACES Net at 7:30 on W4BCI UHF Repeater
Eagle Net at 8:30 pm on NI4CE UHF Repeater
ARRL Tech Net at 9 pm on NI4CE UHF Repeater

First Thursday of the month: Sun City ARES Net at 7:30 pm on KE4ZIP VHF Repeater

Fridays: Sun City Center ARC UHF Net at 10 am on KE4ZIP UHF Repeater
BARS 80 meter net at 7 pm on 3.830 MHz LSB
Eagle Net at 8:30 pm on NI4CE UHF Repeater

Saturdays: Eagle Net at 8:30 pm on NI4CE Repeater

Sundays: Eagle Net at 8:30 pm on NI4CE Repeater



NI4CE UHF Repeater (442.550, (+) 5 MHz, PL 100)
BARS K4TN VHF Repeater (147.165, (+) 600 KHz, PL 136.5)
BARS K4TN UHF Repeater (443.500, (+) 5 MHz, PL 127.3)
TARC N4TP VHF Repeater (147.105, (+) 600 KHz, PL146.2)
Kings Point ARC W4KPR VHF Repeater (145.450, (+) 600 KHz, PL 162.2)
Sun City Center ARC KE4ZIP VHF Repeater (147.225, (+) 600 KHz, PL 146.2)
Sun City Center ARC KE4ZIP UHF Repeater (443.250, (+) 5 MHz, PL 146.2)
W4BCI UHF Repeater (444.225, (+) 5 MHz PL 146.2)

ATTENTION!!!

The Thursday Night Hillsborough ARES RACES UHF Net is in need of alternate Net Control Operators. Training is available. If you are interested, please contact Dana: danaperrin@aol.com.

Thanks!

RT Systems Radio Programming Software/Cable



Everyone knows that programming a radio can be a real PAIN! And, as happens often, after we learn how to program a radio from one manufacturer, we buy a radio from another manufacturer, and the pain returns! Well, there is an easier

way! Check out **RT Systems software** (<https://www.rtsystemsinc.com/>). Programming software is readily available for most radios sold today and in the recent past. For the cost of around \$50, you will receive a cable and a programming software CD which are specifically designed for your radio. There are several benefits to using RT Systems software. The user interface (similar to an excel spreadsheet) is essentially the same no matter what radio you are programming. So if you've programmed one radio, you can program another (different) radio with ease. Yes, in some instances, you can copy and paste. Also, when you hook up the cable and radio to your computer, the software walks you through how to start the programming process. The software is supported by Windows OS. Some software for the more popular radios (past and present) is also supported by Mac OS.

So try it! Or feel the pain!

Podcast Update

Since our last newsletter, several interesting podcasts have been released. Here is a brief summary:

Maunder minimum:

<https://podcasts.apple.com/us/podcast/are-we-entering-a-maunder-minimum/id1096749595?i=1000429840302>


In our last issue, we included a brief intro to the effect of the solar cycle on amateur radio propagation. This podcast goes into more depth regarding the current solar minimum and explores whether or not the sun may have a more extended solar minimum (Maunder Minimum) or if the sunspot activity will begin to rise again as we enter solar cycle 26. A great podcast! Tune it in! Copy the web address above and paste it into your browser to listen to this podcast.



Software Defined Radio:

<https://podcasts.apple.com/us/podcast/how-does-a-software-defined-radio-or-sdr-work/id1052380039?i=1000436561348>

We've all heard the term software defined radio (SDR), but not everyone has a conceptual idea as to what this really means. This podcast is a beginner's guide to SDR. It's only a few minutes in length. Very well done. Enjoy!



Finding the Right Club for You:

<https://podcasts.apple.com/us/podcast/4-finding-the-right-club-for-you/id1451019115?i=1000437031863>

This is a thought provoking podcast which gives insights about characteristics of various clubs. It may serve as a source of ideas for our club's future growth. Very provocative!



Morse Code Resources

by Dana Perrin



I know there are some members who are looking at the possibility of learning, or starting to learn Morse Code (CW). I offer the following as perhaps a place to start. As I am new to CW, I bring a perspective slightly different than a seasoned CW operator may have. So I'll subtitle this article: "- a Newbie's Journey-."

Before I bought my first HF radio, I had the desire to learn CW. My father was a Navy Radioman in World War II. I struggled with You Tube videos and just never got very far. I purchased a **practice straight key from MFJ** (see below) and started to practice. I then began a more serious effort by meeting regularly with Mark Haskell who was so kind to share his expertise and serve as my mentor. Using Mark's guidance and the **G4FON** software (see below), I learned all the characters and I was beginning to learn to send code with the practice key, but then had to put it aside for about a year due to personal reasons. I was really struggling with my de-code speed which was really slow. When I picked things up again about a year later, I decided I knew the letters K, M, R, etc., all the letters one learns early on in the process. I didn't remember the letters that one typically encounters towards the end of the process, so I decided to re-start with these letters and work backwards to R, K, M. I found that I could retain 7 or 8 letters, and then after that, my memory just gave out when I tried to recall additional letters during decoding sessions. I decided to take another break and see what other resources were available other than the G4FON software. I was looking at podcasts trying to find some appropriate for the newsletter and I came upon one by **HAM Radio 360**. I found episode 41, from December 14, 2016 entitled: **CW for the Newbie with KI4WFJ** (see below). In this podcast the moderator interviews a HAM who details his journey through learning CW. I quickly learned that my journey was not unique. Here are a few key points:

- * It's common to start and stop the process. This newbie says it took him several years of "try, try again" to become successful. The good news is: you only fail if you stop trying.
- * It helps to have a partner, someone close to your skill level with whom you can practice.
- * It's better to start the process of learning characters at the speed at which you want to decode in the future. If you start learning the characters at a slow speed, you will end up decoding at a slow speed. It's better to set up your brain to learn at a speed of at least 20 words a minute so you'll be able to decode at that speed later. This is easier said than done.
- * The goal for this newbie was to get through learning the characters and then get on the air because getting on the air is the fun part of learning CW. It also allows you to see the outcome and benefits of all your hard work.
- * Because he worked all day on a computer at his job, he found he did not have the energy or the desire to come home and sit in front of a computer to practice CW using the G4FON software. Instead he opted to use several phone apps. The one he recommended is called **Morse Toad** (see below). This lets you hear the character one character at a time at about 20 words per minute speed and then you press a letter on a keyboard to identify the character. You start with learning a few letters and then when you start getting the characters correct, the app adds another letter and you keep going until you have learned all the letters. The **Koch Trainer** app (see below) is very similar to G4FON.

* When you start to make QSOs, there is a standard format so you know beforehand what's coming more or less. Some operators decode by writing on paper by hand (which works well up to about 10 - 15 words a minute), some folks use a keyboard (which will get you to 20 - 25 words a minute). But the real speed comes at what he calls "Head Copy" where he just hears it in his head and enters the QSO in his log.



* To get on the air in a low stress way, this newbie sought out an Elmer from the **Straight Key Century Club** (see below). After emailing the Elmer, he would meet with him on a regular basis to exchange QSOs. They started out at a slow speed and after time and practice, his speed increased. This group does not push fast speeds. The newbie said “They helped me get rid of my nerves.” This website has many other resources specifically aimed at new and budding CW operators.

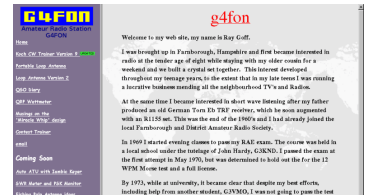
* To get up past 20 words a minute, this newbie recommended the Morse Academy program, which is fairly intense. The Morse Academy (also known as CW Ops) web site is: <https://cwops.org/cw-academy-2/>


* Participation in CW opened up a whole new world for this newbie and increased his desire to participate in Amateur Radio. The type of operators you meet on CW are different than the type of operators one encounters in Voice contacts.

* CW can be considered a low power mode in that the propagation at low power is not as limiting as with voice.

And now, back to my journey. After hearing this podcast, I didn't feel so frustrated by my start-stop history and slow speeds. I was able to see that it might be possible for me to (still) learn and progress in learning CW. I knew what I had to do. So I wanted to share this journey and highlight some of the resources I have learned along the way that are referenced above in bold.

G4FON: This is a free software package for computer and a free phone app. You start by learning K and M, and then progress to add other letters in the manner of the Koch method. The trap that some operators fall into is this: “OK I’ve learned to decode K and M, but when I add R, I can’t decode accurately at 20 words per minute so I’ll set it for 15....” and as you might guess, with the addition of each new letter, the speed gets slower. It’s better to stay at 20 words a minute and not add the next letter until one CAN decode all the prior letters at 20 words a minute. The software also has some features which allow you to create a file for playback and it has pre-set drills for common words and QSO identification. The website is:



<http://www.g4fon.net/CW%20Trainer.htm>. The iPhone app is **Koch Trainer**  and is very similar to the computer version.

The MFJ practice straight key can be found at MFJ:


<http://www.mfjenterprises.com/Product.php?productid=MFJ-557>



The **podcast** mentioned above is from Ham Radio 360 (episode 41, from December 14, 2016 entitled: **CW for the Newbie with KI4WFJ**) can be found at:

<https://itunes.apple.com/us/podcast/ham-radio-360/id890522869?mt=2&i=1000358977238>

The iPhone app for Morse Toad can be found in the app store. The icon appears as shown:



The Straight Key Century Club has a very helpful website for newbies:

<https://www.skccgroup.com/>

And finally, any discussion on Morse Code Resources would be incomplete without recognizing the excellent Mentors we have in BARS: Mark Haskell, Ron Perrett, Kelly Anderson, Richard Jones, Bill Johnson, and Jim Smith, to name just a few. I especially want to thank Mark Haskell for all the time and effort he put forth to mentor me. Thanks Mark!

Calendar and Hamfests

IMMEDIATELY: BARS Annual Membership Dues are due now. Individual membership is \$25, Family membership is \$30. Please see our Treasurer, Jim Moorehead. **THANK YOU!**

Every Saturday Morning at 8 am: Mentoring Breakfast at Steak 'n Shake, 10131 Bloomingdale Ave., Riverview

Every Monday Evening at 7:30 pm: Dunkin Donuts, 950 Lumsden Road, Brandon, FL 33511. Come check into the BARS 2 meter net with all your friends!



Every Tuesday Morning at 8:30 am: Mentoring Breakfast at the New York Diner, 2126 Jelane Drive, Valrico. Come early to be sure to get a seat! They have ice cream too!

Every Wednesday Evening at 7:30 pm: Free Pie Night at Village Inn, 1995 West Lumsden Rd., Brandon.

Every Thursday Morning at 10 am: Mentoring Breakfast at Einstein Bagels, 660 West Brandon Blvd., Brandon. Come early to get a seat!

Some Thursday Afternoons: The Venerable Society of the Crusty Curmudgeons or Cards, at Starbuck's, 6042 Winthrop Town Center Ave., Riverview. Check with Jeff Dick for exact times and dates.

May 16th (Thursday): at 7:30 pm: BARS Monthly Membership Meeting at ARISE Church.

May 17th (Friday) - May 19th (Sunday): Dayton Hamvention with concurrent ARRL National Convention in Xenia, Ohio. See: <https://hamvention.org/>

May 18 (Saturday) and June 1st (Saturday): Hillsborough ARES RACES will offer the **Technician and General Radio Licensing Classes** at PSOC. This will be the last class which will use the current General Manual. The General class question pool changes in July.

May 25th (Saturday): The Glorious Society of the Wormhole will host their annual **WORMFEST 2019** from 8 am to noon at Freedom Lake Park, 9990 46th Street North, Pinellas Park, FL 33782. Parking and admission to this Hamfest are free. Hamfest Talkin: 146.850 MHz W4ORM/R – PL 146.2 Hz. (Analog/Fusion). For a brochure and website info see: <http://www.w4orm.org/>

June 1st (Saturday): BARS Sponsors Radio Licensing Exam Session, starts at 10:45 am at ARISE Church. Bring a copy of your license and \$15 (correct change please).

June 1st (Saturday): The 2019 Hurricane Season Begins. Now is the time to prepare!

June 5th (Wednesday): The next SKYWARN Spotter Network Training Class will be held from 7 to 8:30 pm at the Hillsborough County Public Safety Operations Complex located at 9450 East Columbus Drive, Tampa. For further information regarding Skywarn training, please contact Daniel Noah at: daniel.noah@noaa.gov.

June 15 (Saturday): Ron Perrett will offer the next **AR-101 Class: Hands On Training for New HAMS—VHF/UHF** from 1- 5 pm at the Bloomingdale Regional Library, 1906 Bloomingdale Avenue, Valrico.

June 20th (Thursday): We will host our **June BARS meeting** from 7:30 to 9 pm at the ARISE Church.

June 22nd (Saturday) and June 23rd (Sunday): Field Day, see page 3 and <http://www.arrl.org/field-day>

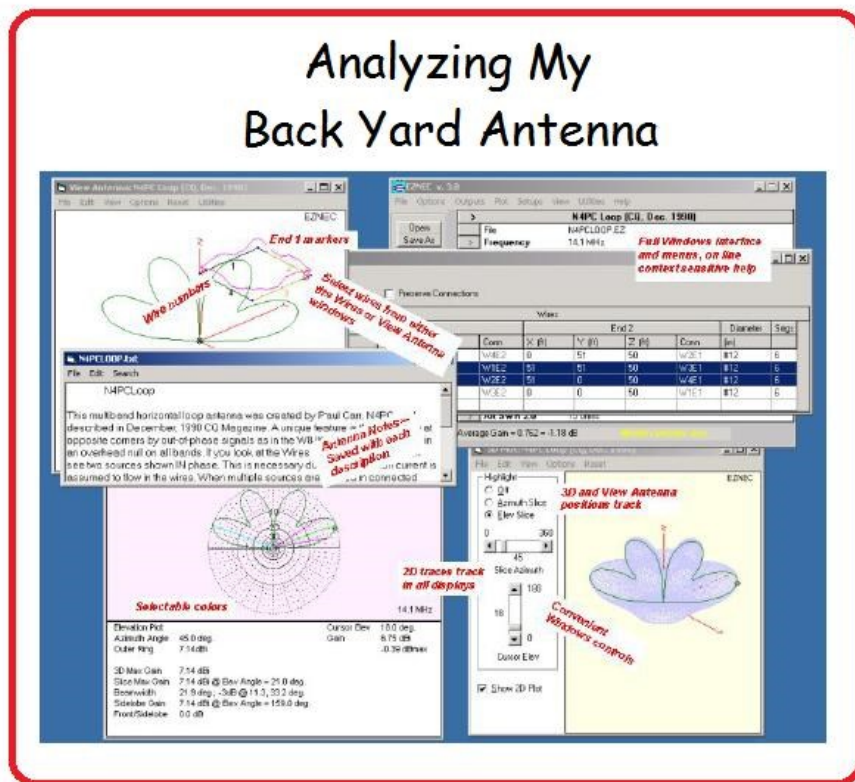
Our Next BARS Monthly Membership Meeting

The next meeting on **Thursday, May 16th** will be at our regular meeting location: Arise Assembly of God Church, 401 Pauls Drive, Brandon, FL 33511.

Our President, Scott Irwin, will bang the gavel to start the meeting at 7:30 pm. After our business meeting, Ron Perrett will give a presentation:

**“Analyzing My Back Yard Antenna:
EZ NEC Analysis”**

Join us!



We thank the members and staff of Arise for their kindness in allowing BARS to use their facility.



ARISE
ASSEMBLY OF GOD AT BRANDON

BARS General Info

Mondays: 2 meter Net on K4TN Repeater and Echolink node N4DLW-R (Brandon, FL) at 8 pm

Tuesdays: 6 meter Roundtable on 50.200 USB at 7 pm and 10 meter Roundtable on 28.365 USB at 8 pm

Fridays: 80 meter Roundtable on 3.830 LSB at 7 pm

Webpage: brandonhamradio.org



Twitter: <http://www.twitter.com/brandonhamradio>

Facebook: <http://fb.me/brandonhamradio>



Be sure to like us on Facebook!

Acknowledgements:

We thank Jeff Dick and Kelly Anderson for contributing photos to this issue of the Antenna. We WELCOME articles and photos for inclusion in this newsletter. We also welcome any constructive feedback (positive and negative) from our readers. Please submit them to: danaperrin@aol.com

Thanks and -73-

-30-